

20 dB, Directional Coupler, 5 - 1000 MHz

CH-140

Features

- Broadband Flat Coupling
- 0.3 dB Typical Insertion Loss
- 30 dB Typical Directivity
- MIL-STD-883 Screening Available

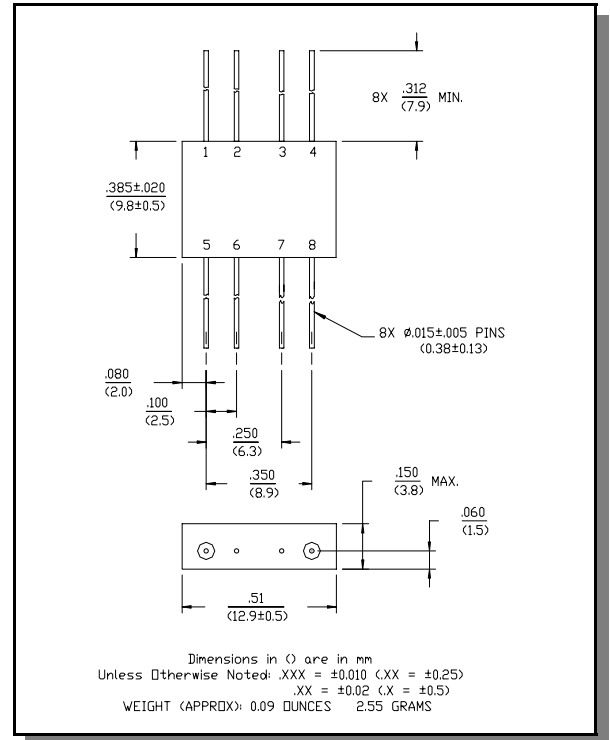
Description

Directional Couplers offer the ability to couple the power in one direction.

Pin Configuration

Pin No.	Function	Pin No.	Function
1	C	5	A
2	GND	6	GND
3	GND	7	GND
4	GND	8	D

FP-2



Electrical Specifications¹: T_A = -55°C to +85°C

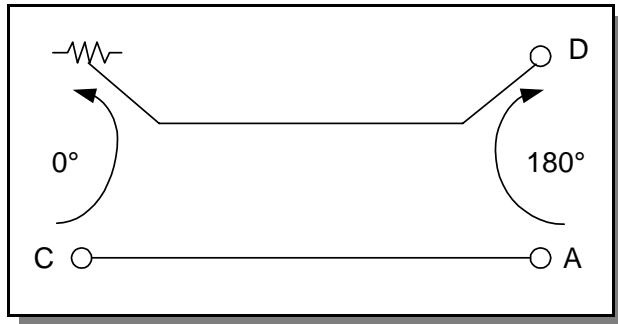
Parameter	Test Conditions	Frequency	Units	Min	Typ	Max
Coupling	Input to Output	—	dB	18.75	19.75	20.75
Coupling Flatness	—	—	dB	—	—	± 0.5
VSWR	All Ports	—	Ratio	—	—	1.35:1
Directivity	Both Directions	5 - 800 MHz	dB	20	—	—
		800 - 1000 MHz	dB	17	—	—
Main Line Loss ²	—	—	dB	—	—	0.75
Input Power	—	—	Watt	—	—	3.0
Internal Power Dissipation	—	—	Watt	—	—	0.25

1. All specifications apply with 50 ohm source and load impedance.

2. Includes theoretical power split.

This product contains elements protected by United States Patent number 3,426,298.

Functional Diagram

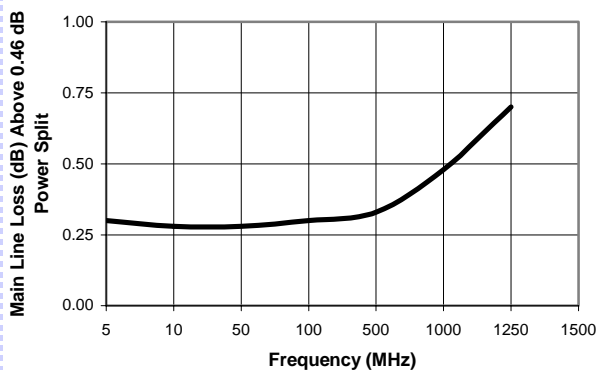


Ordering Information

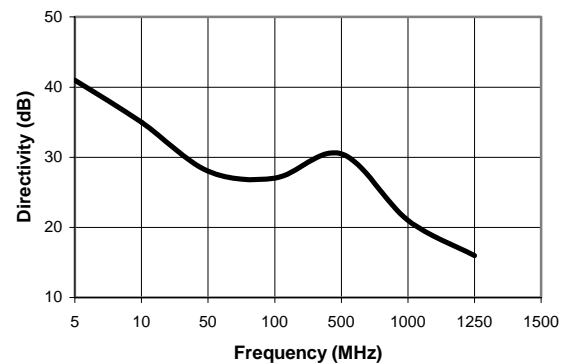
Part Number	Package
CH-140 PIN	FP-2

Typical Performance Curves

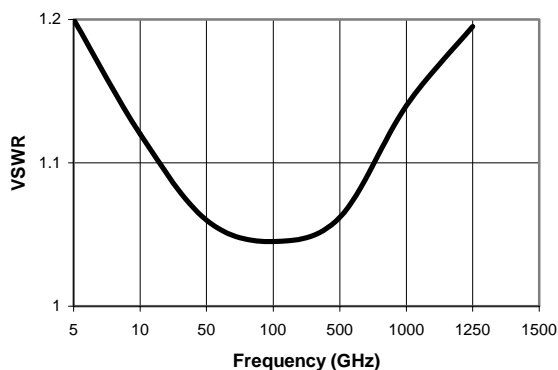
Main Line Loss



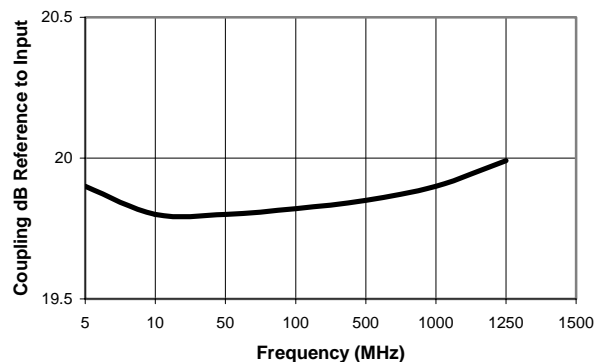
Directivity



VSWR



Coupling



M/A-COM Inc. and its affiliates reserve the right to make changes to the product(s) or information contained herein without notice. M/A-COM makes no warranty, representation or guarantee regarding the suitability of its products for any particular purpose, nor does M/A-COM assume any liability whatsoever arising out of the use or application of any product(s) or information.

Visit www.macom.com for additional data sheets and product information.

- North America: Tel. (800) 366-2266
- Asia/Pacific: Tel.+81-44-844-8296, Fax +81-44-844-8298
- Europe: Tel. +44 (1344) 869 595, Fax+44 (1344) 300 020